

**Ref: SEC/SE/2022-23**  
**Date: August 04, 2022**



To,  
Corporate Relation Department  
BSE Ltd  
Phiroze Jeejeebhoy Towers  
Dalal Street, Mumbai- 400001

National Stock Exchange of India Ltd  
Exchange Plaza, 5th Floor  
Plot No. C/1, G Block Bandra – Kurla Complex  
Bandra (E), Mumbai – 400051

BSE Scrip Code: 500096

NSE Scrip Symbol: DABUR

**Sub: Unaudited Financial and Segment-wise Results for the Quarter ended on June 30, 2022**

Dear Sir,

In Compliance with Regulations 30, 33 and 52(4) of the SEBI (Listing Obligations & Disclosure Requirements) Regulations, 2015, (hereinafter referred as 'Listing Regulations') we are pleased to submit the Unaudited Financial and Segment wise Results of the Company (Consolidated as well as standalone), for the quarter ended on June 30, 2022 along with Limited Review Report thereon (Consolidated as well as standalone) issued by Statutory Auditors of the Company.

The above results have been duly approved by the Board of Directors of the Company in its meeting held today i.e. August 04, 2022. The Board meeting commenced at 12 noon and concluded at 02:25PM.

In terms of Regulation 47 of the Listing Regulations, the extract of consolidated financial results, in the prescribed format, shall be published on August 05, 2022 in all editions of Hindustan Times (English Edition) and Delhi-NCR edition of Hindustan (Hindi daily).

The full format of the standalone and consolidated Financial Results for the quarter ended on June 30, 2022 shall be available on the websites of the Stock Exchanges where equity shares of the Company are listed i.e. [www.nseindia.com](http://www.nseindia.com) and [www.bseindia.com](http://www.bseindia.com) and on the Company's website at [www.dabur.com](http://www.dabur.com).

This is for your information and records.

Thanking You,

Yours faithfully,  
For **Dabur India Limited**

  
(A K Jain)

**E V P (Finance) and Company Secretary**  
Encl: as above


**Independent Auditor's Review Report on Consolidated Unaudited Quarterly Financial Results of the Company pursuant to the Regulation 33 and Regulation 52 read with Regulation 63 of the SEBI (Listing Obligations and Disclosure Requirements) Regulations, 2015 (as amended)**

**To the Board of Directors of Dabur India Limited**

1. We have reviewed the accompanying statement of unaudited consolidated financial results ('the Statement') of Dabur India Limited ('the Holding Company') and its subsidiaries (the Holding Company and its subsidiaries together referred to as 'the Group') and its joint venture (refer Annexure 1 for the list of subsidiaries and joint venture included in the Statement) for the quarter ended 30 June 2022, being submitted by the Holding Company pursuant to the requirements of Regulation 33 and Regulation 52 read with Regulation 63 of the SEBI (Listing Obligations and Disclosure Requirements) Regulations, 2015 (as amended), including relevant circulars issued by the SEBI from time to time.
2. This Statement, which is the responsibility of the Holding Company's management and approved by the Holding Company's Board of Directors, has been prepared in accordance with the recognition and measurement principles laid down in Indian Accounting Standard 34, Interim Financial Reporting ('Ind AS 34'), prescribed under section 133 of the Companies Act, 2013 ('the Act'), and other accounting principles generally accepted in India and is in compliance with the presentation and disclosure requirements of Regulation 33 and Regulation 52 read with Regulation 63 of the SEBI (Listing Obligations and Disclosure Requirements) Regulations, 2015 (as amended), including relevant circulars issued by the SEBI from time to time. Our responsibility is to express a conclusion on the Statement based on our review.
3. We conducted our review of the Statement in accordance with the Standard on Review Engagements (SRE) 2410, Review of Interim Financial Information Performed by the Independent Auditor of the Entity, issued by the Institute of Chartered Accountants of India. A review of interim financial information consists of making inquiries, primarily of persons responsible for financial and accounting matters, and applying analytical and other review procedures. A review is substantially less in scope than an audit conducted in accordance with the Standards on Auditing specified under section 143(10) of the Act, and consequently, does not enable us to obtain assurance that we would become aware of all significant matters that might be identified in an audit. Accordingly, we do not express an audit opinion.

We also performed procedures in accordance with the SEBI Circular CIR/CFD/CMD1/44/2019 dated 29 March 2019 issued by the SEBI under Regulation 33 (8) of the SEBI (Listing Obligations and Disclosure Requirements) Regulations, 2015 (as amended), to the extent applicable.

4. Based on our review conducted and procedures performed as stated in paragraph 3 above and upon consideration of the review report of the other auditor referred to in paragraph 5 below, nothing has come to our attention that causes us to believe that the accompanying Statement, prepared in accordance with the recognition and measurement principles laid down in Ind AS



# Walker Chandiook & Co LLP

## Independent Auditor's Review Report on Consolidated Unaudited Quarterly Financial Results of the Company pursuant to the Regulation 33 and Regulation 52 read with Regulation 63 of the SEBI (Listing Obligations and Disclosure Requirements) Regulations, 2015 (as amended) (Cont'd)

- 34, prescribed under section 133 of the Act, and other accounting principles generally accepted in India, has not disclosed the information required to be disclosed in accordance with the requirements of Regulation 33 and Regulation 52 read with Regulation 63 of the SEBI (Listing Obligations and Disclosure Requirements) Regulations, 2015 (as amended), including the manner in which it is to be disclosed, or that it contains any material misstatement.
5. We did not review the interim financial results of 24 subsidiaries included in the Statement, whose financial information reflects total revenues of ₹ 817.52 crores, total net profit after tax of ₹ 96.05 crores and total comprehensive income of ₹ 134.87 crores, for the quarter ended on 30 June 2022, as considered in the Statement. These interim financial results have been reviewed by other auditor whose review report has been furnished to us by the management, and our conclusion in so far as it relates to the amounts and disclosures included in respect of these subsidiaries is based solely on the review report of such other auditor and the procedures performed by us as stated in paragraph 3 above. Our conclusion is not modified in respect of this matter with respect to our reliance on the work done by and the report of the other auditor.
6. The Statement also includes the Group's share of net loss after tax of ₹ 0.34 crores, and total comprehensive loss of ₹ 0.34 crores for the quarter ended on 30 June 2022 in respect of a joint venture, based on their interim financial information, which have not been reviewed by their auditor, and have been furnished to us by the Holding Company's management. Our conclusion on the Statement, in so far as it relates to the amounts and disclosures included in respect of this joint venture, are based solely on such unreviewed interim financial information. According to the information and explanations given to us by the management, this interim financial information is not material to the Group. Our conclusion is not modified in respect of this matter with respect to our reliance on the financial information certified by the Board of Directors.

**For Walker Chandiook & Co LLP**  
Chartered Accountants  
Firm Registration No: 001076N/N500013

Digitally signed by  
**Neeraj Goel**  
Date: 2022.08.04  
14:17:08 +05'30'

**Neeraj Goel**  
Partner  
Membership No. 099514

**UDIN : 22099514AOFFOC6220**

**Place:** New Delhi  
**Date :** 04 August 2022

Chartered Accountants



# Walker Chandiook & Co LLP

**Independent Auditor's Review Report on Consolidated Unaudited Quarterly Financial Results of the Company pursuant to the Regulation 33 and Regulation 52 read with Regulation 63 of the SEBI (Listing Obligations and Disclosure Requirements) Regulations, 2015 (as amended) (Cont'd)**

## **Annexure 1**

### **List of entities included in the Statement**

#### **Subsidiaries:**

H & B Stores Limited, Dermoviva Skin Essentials INC, Dabur International Limited, Naturelle LLC, Dabur Egypt Limited, African Consumer Care Limited, Dabur Nepal Private Limited, Asian Consumer Care Pakistan Private Limited, Asian Consumer Care Private Limited, Hobi Kozmetik, RA Pazarlama, Dabur Lanka Private Limited, Namaste Laboratories LLC, Urban Laboratories International LLC, Hair Rejuvenation & Revitalization Nigeria Limited, Healing Hair Laboratories International LLC, Dabur (UK) Limited, Dabur Consumer Care Private Limited, Dabur Tunisie, Dabur Pakistan Private Limited, Dabur Pars, Dabur South Africa (PTY) Limited, D and A Cosmetics Proprietary Limited, Atlanta Body and Health Products Proprietary Limited, Excel Investments FZE and Herbodydynamic India Limited.

#### **Joint venture:**

Forum I Aviation Private Limited.

Chartered Accountants





(₹ in crores)

Sl.No	Particulars	Quarter ended (30/06/2022)	Preceding quarter ended (31/03/2022)	Corresponding quarter ended (30/06/2021)	Previous year ended (31/03/2022)
		(Unaudited)	(Refer note 4)	(Unaudited)	(Audited)
<b>1</b>	<b>Income</b>				
	Revenue from operations	2,822.43	2,517.81	2,611.54	10,888.68
	Other income	100.55	99.14	84.84	393.16
	<b>Total income</b>	<b>2,922.98</b>	<b>2,616.95</b>	<b>2,696.38</b>	<b>11,281.84</b>
<b>2</b>	<b>Expenses</b>				
	Cost of materials consumed (including excise duty)	1,373.98	1,298.39	1,162.73	4,766.12
	Purchases of stock in trade	253.01	108.78	211.81	882.12
	Changes in inventories of finished goods, stock-in-trade and work-in-progress	(98.88)	(83.91)	(19.19)	(8.55)
	Employee benefits expense	269.89	279.07	258.20	1,079.95
	Finance costs	12.15	11.75	7.50	38.60
	Depreciation and amortisation expense	67.60	65.05	61.31	252.89
	Other expenses				
	Advertisement and publicity	157.20	150.33	188.37	777.94
	Others	323.57	311.58	257.59	1,137.29
	<b>Total expenses</b>	<b>2,358.52</b>	<b>2,141.04</b>	<b>2,128.32</b>	<b>8,926.36</b>
<b>3</b>	<b>Profit before share of loss from joint venture, exceptional items and tax</b>	<b>564.46</b>	<b>475.91</b>	<b>568.06</b>	<b>2,355.48</b>
	Share of loss of joint venture	(0.34)	(1.20)	(0.07)	(1.80)
<b>4</b>	<b>Profit before exceptional items and tax</b>	<b>564.12</b>	<b>474.71</b>	<b>567.99</b>	<b>2,353.68</b>
<b>5</b>	<b>Exceptional items</b>	-	85.00	-	85.00
<b>6</b>	<b>Profit before tax</b>	<b>564.12</b>	<b>389.71</b>	<b>567.99</b>	<b>2,268.68</b>
<b>7</b>	<b>Tax expense</b>				
	Current tax	120.84	99.26	126.34	442.17
	Deferred tax	2.22	(3.89)	3.35	84.21
<b>8</b>	<b>Net profit for the period/year (A)</b>	<b>441.06</b>	<b>294.34</b>	<b>438.30</b>	<b>1,742.30</b>
<b>9</b>	<b>Other comprehensive income</b>				
<b>a)</b>	Items that will not be reclassified to profit or loss	1.04	18.46	1.72	15.27
	Income tax relating to items that will not be reclassified to profit or loss	(0.36)	(8.66)	(0.60)	(7.55)
<b>b)</b>	Items that will be reclassified to profit or loss	(101.82)	(80.32)	26.89	(106.97)
	Income tax relating to items that will be reclassified to profit or loss	32.76	9.97	(2.05)	10.83
<b>10</b>	<b>Total other comprehensive income for the period/year (B)</b>	<b>(68.38)</b>	<b>(60.55)</b>	<b>25.96</b>	<b>(88.42)</b>
<b>11</b>	<b>Total comprehensive income for the period/year (A+B)</b>	<b>372.68</b>	<b>233.79</b>	<b>464.26</b>	<b>1,653.88</b>
	<b>Net profit attributable to:</b>				
	Owners of the holding company	440.32	294.22	437.33	1,739.22
	Non-controlling interest	0.74	0.12	0.97	3.08
	<b>Other comprehensive income attributable to:</b>				
	Owners of the holding company	(67.39)	(61.23)	25.19	(89.20)
	Non-controlling interest	(0.99)	0.68	0.77	0.78
	<b>Total comprehensive income attributable to:</b>				
	Owners of the holding company	372.93	232.99	462.52	1,650.02
	Non-controlling interest	(0.25)	0.80	1.74	3.86
<b>12</b>	<b>Paid-up equity share capital (Face value of ₹ 1 each)</b>	<b>177.17</b>	<b>176.79</b>	<b>176.79</b>	<b>176.79</b>
<b>13</b>	<b>Other equity</b>				<b>8,204.51</b>
<b>14</b>	<b>Earnings per share (Face value of ₹ 1 each) (not annualised)</b>				
	Basic (₹)	2.49	1.66	2.47	9.84
	Diluted (₹)	2.48	1.66	2.47	9.81



SIGNED FOR  
IDENTIFICATION  
PURPOSES





(₹ in crores)

Sl.No	Particulars	Quarter ended (30/06/2022)	Preceding quarter ended (31/03/2022)	Corresponding quarter ended (30/06/2021)	Previous year ended (31/03/2022)
		(Unaudited)	(Refer note 4)	(Unaudited)	(Audited)
<b>1</b>	<b>Segment revenue</b>				
	A. Consumer care business	2,135.90	2,095.15	2,167.93	9,193.76
	B. Food business	608.78	359.90	402.48	1,461.28
	C. Retail business	25.67	22.26	9.17	77.19
	D. Other segments	41.98	30.66	25.53	123.36
	E. Unallocated other operating revenue	10.10	9.84	6.43	33.09
	<b>Revenue from operations</b>	<b>2,822.43</b>	<b>2,517.81</b>	<b>2,611.54</b>	<b>10,888.68</b>
<b>2</b>	<b>Segment results</b>				
	A. Consumer care business	479.26	449.13	537.73	2,218.19
	B. Food business	99.73	50.45	60.16	228.15
	C. Retail business	(0.10)	0.20	(3.04)	(3.73)
	D. Other segments	4.56	1.83	2.09	9.54
	<b>Sub Total</b>	<b>583.45</b>	<b>501.61</b>	<b>596.94</b>	<b>2,452.15</b>
	Less: Finance costs	12.15	11.75	7.50	38.60
	Less: Unallocable expenditure net off unallocable income	6.84	13.95	21.38	58.07
	<b>Profit before share of loss from joint venture, exceptional items and tax</b>	<b>564.46</b>	<b>475.91</b>	<b>568.06</b>	<b>2,355.48</b>
	Share of loss of joint venture	(0.34)	(1.20)	(0.07)	(1.80)
	<b>Profit before exceptional items and tax</b>	<b>564.12</b>	<b>474.71</b>	<b>567.99</b>	<b>2,353.68</b>
	Exceptional items	-	85.00	-	85.00
	<b>Profit before tax</b>	<b>564.12</b>	<b>389.71</b>	<b>567.99</b>	<b>2,268.68</b>
	Less: Tax expenses	123.06	95.37	129.69	526.38
	<b>Net profit for the period/year</b>	<b>441.06</b>	<b>294.34</b>	<b>438.30</b>	<b>1,742.30</b>
<b>3</b>	<b>Segment assets</b>				
	A. Consumer care business	5,003.46	4,931.32	4,648.06	4,931.32
	B. Food business	1,258.30	1,068.81	986.73	1,068.81
	C. Retail business	91.26	90.89	104.00	90.89
	D. Other segments	85.74	74.24	43.10	74.24
	E. Unallocated	6,309.34	6,119.27	5,773.05	6,119.27
	<b>Total</b>	<b>12,748.10</b>	<b>12,284.53</b>	<b>11,554.94</b>	<b>12,284.53</b>
<b>4</b>	<b>Segment liabilities</b>				
	A. Consumer care business	1,550.22	1,592.65	1,588.19	1,592.65
	B. Food business	532.78	414.32	412.52	414.32
	C. Retail business	99.83	97.91	105.50	97.91
	D. Other segments	30.74	23.28	19.65	23.28
	E. Unallocated	1,735.88	1,734.52	1,260.23	1,734.52
	<b>Total</b>	<b>3,949.45</b>	<b>3,862.68</b>	<b>3,386.09</b>	<b>3,862.68</b>



SIGNED FOR  
IDENTIFICATION  
PURPOSES


Additional disclosures as per regulation 52(4) of Securities & Exchange Board of India (Listing Obligations and Disclosure Requirements) Regulations, 2015 on consolidated financial results for the quarter ended 30 June 2022:



(₹ in crores, except ratios)

Sl.No.	Particulars	Quarter ended (30/06/2022)	Preceding quarter ended (31/03/2022)	Corresponding quarter ended (30/06/2021)	Previous year ended (31/03/2022)
		(Unaudited)	(Refer note 4)	(Unaudited)	(Audited)
(a)	Outstanding redeemable preference shares	-	-	-	-
(b)	Capital redemption reserve/debenture redemption reserve	-	-	-	-
(c)	Reserves (excluding revaluation reserve)	8,581.21	8,204.51	7,953.59	8,204.51
(d)	Outstanding Debt [Non-current borrowings (including current maturities) + Non-current lease liabilities + Current borrowings + Current lease liabilities]	1,082.27	1,030.10	658.60	1,030.10
(e)	Securities premium	518.83	380.59	380.36	380.59
(f)	Net worth [Equity share capital + Other equity]	8,758.38	8,381.30	8,130.38	8,381.30
(g)	Debt equity ratio [Non-current borrowings (including current maturities) + Non-current lease liabilities + Current borrowings + Current lease liabilities] / Total equity]	0.12	0.12	0.08	0.12
(h)	Long term debt to working capital [Non-current borrowings + Non-current lease liabilities (including current maturities of non-current borrowings and non-current lease liabilities)] / Current assets less current liabilities (excluding current maturities of non- current borrowing and non-current lease liabilities)]	0.37	0.41	0.11	0.41
(i)	Total debts to total assets ratio (in %) [Non-current borrowings (including current maturities) + Non-current lease liabilities + Current borrowings + Current lease liabilities] / Total assets]	8.49%	8.39%	5.70%	8.39%
(j)	Debt service coverage ratio [Profit before tax, finance costs, depreciation and amortisation expense, exceptional items and Share of loss in Joint venture / {Finance costs + Principal repayment for Non-current borrowings and Non- current lease liabilities (including current maturities of non-current borrowings and non-current lease liabilities)}]	29.94	26.39	37.68	34.50
(k)	Interest service coverage ratio [Profit before tax, finance costs, depreciation and amortisation expense, exceptional items and Share of loss in Joint venture / Finance costs]	53.02	47.01	84.89	68.57
(l)	Current ratio [Current assets / Current liabilities]	1.32	1.30	1.49	1.30
(m)	Bad debts to account receivable ratio (in %) [Bad debts / Average trade receivables]	0.00%	0.07%	0.00%	0.09%
(n)	Current liability ratio (in %) [Current liabilities / Total liabilities]	87.20%	86.02%	93.30%	86.02%
(o)	Debtors turnover # [Sale of products / Average trade receivables]	14.84	17.90	13.70	17.90
(p)	Inventory turnover # [Sale of products / Average inventory of finished goods and stock in trade]	12.79	13.39	14.38	13.39
(q)	Operating margin (in %) [{Profit before tax, finance cost, depreciation and amortisation expense, exceptional items and Share of loss in Joint venture and other income} / Revenue from operations]	19.26%	18.01%	21.14%	20.70%
(r)	Net profit margin (in %) [Profit after tax / Revenue from operations]	15.63%	11.69%	16.78%	16.00%

# Based on TTM (Trailing Twelve Months)



SIGNED FOR  
IDENTIFICATION  
PURPOSES

**Notes :**

- 1 The unaudited consolidated financial results of the Company for the quarter ended 30 June 2022 have been reviewed by the Audit Committee and approved by the Board of Directors at its meeting held on 04 August 2022. The statutory auditors have expressed an unmodified opinion in the review report on these consolidated financial results.
- 2 The Company has outstanding unsecured non-convertible debentures (NCDs) amounting to ₹ 250.00 crores which will mature on 21 October 2024. The NCDs are listed on National Stock Exchange of India Limited (NSE). The assets cover exceeds 100% of the principal amount of NCDs as at 30 June 2022.
- 3 During the quarter, the Company has allotted 38,71,376 equity shares of face value of ₹ 1 each to the eligible employees of the Company on account of exercise of vested stock options pursuant to the Dabur Employee Stock Option Scheme.
- 4 Figures for the quarters ended 31 March 2022 are the balancing figures between audited figures for the full financial year and the reviewed year to date figures upto the third quarter of the financial year.
- 5 Subsequent to quarter ended 30 June 2022, M/s Dabur International Limited and M/s Dabur (UK) Limited, (both wholly owned subsidiaries of Dabur India Limited), have entered into an agreement to purchase 84,79,187 equity shares & 1,000 equity shares, respectively, of M/s Asian Consumer Care Private Limited (subsidiary company of Dabur India Limited) from the JV partner - M/s Advanced Chemical Industries Limited, for a consideration of BDT 60 crores (₹ 51 crores approx.). Consequently, the group's shareholding in M/s Asian Consumer Care Private Limited will increase from 76% to 100% and it shall become a wholly owned subsidiary company of Dabur India Limited after acquisition of shares which shall be completed post regulatory approvals.
- 6 The figures of the previous periods/year have been re-grouped/re-classified to render them comparable with the figures of the current period.
- 7 The key standalone financial information of the Company is given below:

Particulars	Quarter ended (30/06/2022)	Preceding quarter ended (31/03/2022)	Corresponding quarter ended (30/06/2021)	Previous year ended (31/03/2022)
	(Unaudited)	(Refer note 4)	(Unaudited)	(Audited)
Revenue from operations	2,179.73	1,852.34	1,982.84	8,179.50
Profit before tax	460.93	373.58	467.62	1,896.31
Net profit for the period/year	350.08	291.76	352.39	1,432.93
Other comprehensive income	(107.20)	(23.12)	7.87	(28.03)
Total comprehensive income for the period/year	242.88	268.64	360.26	1,404.90

For and on behalf of Board of Directors



Mohit Burman  
Vice Chairman  
DIN : 00021963

Place: New Delhi  
Date: 04 August 2022



SIGNED FOR  
IDENTIFICATION  
PURPOSES



# Walker Chandiook & Co LLP

Walker Chandiook & Co LLP  
21st Floor, DLF Square  
Jacaranda Marg, DLF Phase II  
Gurugram - 122 002  
India

T +91 124 462 8099  
F +91 124 462 8001

**Independent Auditor's Review Report on Standalone Unaudited Quarterly Financial Results of the Company pursuant to the Regulation 33 and Regulation 52 read with Regulation 63 of the SEBI (Listing Obligations and Disclosure Requirements) Regulations, 2015 (as amended)**

**To the Board of Directors of Dabur India Limited**

1. We have reviewed the accompanying statement of standalone unaudited financial results ('the Statement') of Dabur India Limited ('the Company') for the quarter ended 30 June 2022, being submitted by the Company pursuant to the requirements of Regulation 33 and Regulation 52 read with Regulation 63 of the SEBI (Listing Obligations and Disclosure Requirements) Regulations, 2015 (as amended), including relevant circulars issued by the SEBI from time to time.
2. The Statement, which is the responsibility of the Company's management and approved by the Company's Board of Directors, has been prepared in accordance with the recognition and measurement principles laid down in Indian Accounting Standard 34, Interim Financial Reporting ('Ind AS 34'), prescribed under section 133 of the Companies Act, 2013 ('the Act'), and other accounting principles generally accepted in India and is in compliance with the presentation and disclosure requirements of Regulation 33 and Regulation 52 read with Regulation 63 of the SEBI (Listing Obligations and Disclosure Requirements) Regulations, 2015 (as amended), including relevant circulars issued by the SEBI from time to time. Our responsibility is to express a conclusion on the Statement based on our review.
3. We conducted our review of the Statement in accordance with the Standard on Review Engagements (SRE) 2410, Review of Interim Financial Information Performed by the Independent Auditor of the Entity, issued by the Institute of Chartered Accountants of India. A review of interim financial information consists of making inquiries, primarily of persons responsible for financial and accounting matters, and applying analytical and other review procedures. A review is substantially less in scope than an audit conducted in accordance with the Standards on Auditing specified under section 143(10) of the Act, and consequently, does not enable us to obtain assurance that we would become aware of all significant matters that might be identified in an audit. Accordingly, we do not express an audit opinion.



Chartered Accountants

# Walker Chandiok & Co LLP

## Independent Auditor's Review Report on Standalone Unaudited Quarterly Financial Results of the Company pursuant to the Regulation 33 and Regulation 52 read with Regulation 63 of the SEBI (Listing Obligations and Disclosure Requirements) Regulations, 2015 (as amended) (Cont'd)

4. Based on our review conducted as above, nothing has come to our attention that causes us to believe that the accompanying Statement, prepared in accordance with the recognition and measurement principles laid down in Ind AS 34, prescribed under section 133 of the Act, and other accounting principles generally accepted in India, has not disclosed the information required to be disclosed in accordance with the requirements of Regulation 33 and Regulation 52 read with Regulation 63 of the SEBI (Listing Obligations and Disclosure Requirements) Regulations, 2015 (as amended), including the manner in which it is to be disclosed, or that it contains any material misstatement.

### For Walker Chandiok & Co LLP

Chartered Accountants

Firm Registration No: 001076N/N500013

Neeraj Goel

Digitally signed by  
Neeraj Goel  
Date: 2022.08.04  
14:15:28 +05'30'

**Neeraj Goel**

Partner

Membership No. 099514

**UDIN:** 22099514AOFFGC2813

**Place:** New Delhi

**Date :** 04 August 2022

Chartered Accountants



Sl.No	Particulars	Quarter ended (30/06/2022)	Preceding quarter ended (31/03/2022)	Corresponding quarter ended (30/06/2021)	Previous year ended (31/03/2022)
		(Unaudited)	(Refer note 4)	(Unaudited)	(Audited)
<b>1</b>	<b>Income</b>				
	Revenue from operations	2,179.73	1,852.34	1,982.84	8,179.50
	Other income	84.20	92.17	71.16	341.55
	<b>Total income</b>	<b>2,263.93</b>	<b>1,944.51</b>	<b>2,054.00</b>	<b>8,521.05</b>
<b>2</b>	<b>Expenses</b>				
	Cost of materials consumed	918.15	780.18	805.43	3,227.83
	Purchases of stock in trade	381.66	278.47	313.45	1,177.87
	Changes in inventories of finished goods, stock-in-trade and work-in-progress	(71.42)	(39.32)	(56.96)	(28.49)
	Employee benefits expense	172.58	177.81	161.48	678.71
	Finance costs	7.04	6.58	2.29	18.67
	Depreciation and amortisation expense	43.96	41.39	38.59	160.39
	Other expenses				
	Advertisement and publicity	130.35	109.39	150.56	621.02
	Others	220.68	216.43	171.54	768.74
	<b>Total expenses</b>	<b>1,803.00</b>	<b>1,570.93</b>	<b>1,586.38</b>	<b>6,624.74</b>
<b>3</b>	<b>Profit before tax</b>	<b>460.93</b>	<b>373.58</b>	<b>467.62</b>	<b>1,896.31</b>
<b>4</b>	<b>Tax expense</b>				
	Current tax	108.85	86.09	112.23	378.97
	Deferred tax	2.00	(4.27)	3.00	84.41
<b>5</b>	<b>Net profit for the period/year (A)</b>	<b>350.08</b>	<b>291.76</b>	<b>352.39</b>	<b>1,432.93</b>
<b>6</b>	<b>Other comprehensive income</b>				
<b>a)</b>	Items that will not be reclassified to profit or loss	1.04	18.35	1.72	15.16
	Income tax relating to items that will not be reclassified to profit or loss	(0.36)	(8.66)	(0.60)	(7.55)
<b>b)</b>	Items that will be reclassified to profit or loss	(140.64)	(42.78)	8.80	(46.47)
	Income tax relating to items that will be reclassified to profit or loss	32.76	9.97	(2.05)	10.83
<b>7</b>	<b>Total other comprehensive income for the period/year (B)</b>	<b>(107.20)</b>	<b>(23.12)</b>	<b>7.87</b>	<b>(28.03)</b>
<b>8</b>	<b>Total comprehensive income for the period/year (A+B)</b>	<b>242.88</b>	<b>268.64</b>	<b>360.26</b>	<b>1,404.90</b>
<b>9</b>	Paid-up equity share capital (Face value of ₹ 1 each)	177.17	176.79	176.79	176.79
<b>10</b>	Other equity				5,687.08
<b>11</b>	Earnings per share (Face value of ₹ 1 each) (not annualised)				
	Basic (₹)	1.98	1.65	1.99	8.11
	Diluted (₹)	1.97	1.64	1.99	8.08



SIGNED FOR  
IDENTIFICATION  
PURPOSES



(₹ in crores)

Sl.No	Particulars	Quarter ended (30/06/2022)	Preceding quarter ended (31/03/2022)	Corresponding quarter ended (30/06/2021)	Previous year ended (31/03/2022)
		(Unaudited)	(Refer note 4)	(Unaudited)	(Audited)
<b>1</b>	<b>Segment revenue</b>				
	A. Consumer care business	1,588.54	1,493.34	1,585.44	6,719.70
	B. Food business	542.49	321.66	367.26	1,312.80
	C. Other segments	41.96	30.66	25.53	123.36
	D. Unallocated other operating revenue	6.74	6.68	4.61	23.64
	<b>Revenue from operations</b>	<b>2,179.73</b>	<b>1,852.34</b>	<b>1,982.84</b>	<b>8,179.50</b>
<b>2</b>	<b>Segment results</b>				
	A. Consumer care business	398.29	352.02	439.58	1,791.91
	B. Food business	70.89	39.11	48.40	166.58
	C. Other segments	4.56	1.81	2.09	9.52
	<b>Sub Total</b>	<b>473.74</b>	<b>392.94</b>	<b>490.07</b>	<b>1,968.01</b>
	Less: Finance costs	7.04	6.58	2.29	18.67
	Less: Unallocable expenditure net off unallocable income	5.77	12.78	20.16	53.03
	<b>Profit before tax</b>	<b>460.93</b>	<b>373.58</b>	<b>467.62</b>	<b>1,896.31</b>
	Less: Tax expenses	110.85	81.82	115.23	463.38
	<b>Net profit for the period/year</b>	<b>350.08</b>	<b>291.76</b>	<b>352.39</b>	<b>1,432.93</b>
<b>3</b>	<b>Segment assets</b>				
	A. Consumer care business	2,788.80	2,732.28	2,512.24	2,732.28
	B. Food business	556.91	402.48	390.61	402.48
	C. Other segments	76.61	64.77	31.90	64.77
	D. Unallocated	5,512.49	5,392.47	5,078.70	5,392.47
	<b>Total</b>	<b>8,934.81</b>	<b>8,592.00</b>	<b>8,013.45</b>	<b>8,592.00</b>
<b>4</b>	<b>Segment liabilities</b>				
	A. Consumer care business	1,129.92	1,120.14	1,055.29	1,120.14
	B. Food business	297.10	202.19	233.68	202.19
	C. Other segments	30.74	23.28	19.65	23.28
	D. Unallocated	1,366.11	1,382.52	948.96	1,382.52
	<b>Total</b>	<b>2,823.87</b>	<b>2,728.13</b>	<b>2,257.58</b>	<b>2,728.13</b>



SIGNED FOR  
IDENTIFICATION  
PURPOSES




Additional disclosures as per regulation 52(4) of Securities & Exchange Board of India (Listing Obligations and Disclosure Requirements) Regulations, 2015 on standalone financial results for the quarter ended 30 June 2022:



(₹ in crores, except ratios)

Sl.No	Particulars	Quarter ended (30/06/2022)	Preceding quarter ended (31/03/2022)	Corresponding quarter ended (30/06/2021)	Previous year ended (31/03/2022)
		(Unaudited)	(Refer note 4)	(Unaudited)	(Audited)
(a)	Outstanding redeemable preference shares	-	-	-	-
(b)	Capital redemption reserve/debenture redemption reserve	-	-	-	-
(c)	Reserves (excluding revaluation reserve)	5,933.77	5,687.08	5,579.08	5,687.08
(d)	Outstanding Debt [Non-current borrowings (including current maturities) + Non-current lease liabilities + Current borrowings + Current lease liabilities]	561.48	560.18	204.91	560.18
(e)	Securities premium	518.83	380.59	380.36	380.59
(f)	Net worth [Equity share capital + Other equity]	6,110.94	5,863.87	5,755.87	5,863.87
(g)	Debt equity ratio [{Non-current borrowings (including current maturities) + Non-current lease liabilities + Current borrowings + Current lease liabilities} / Total equity]	0.09	0.10	0.04	0.10
(h)	Long term debt to working capital [{Non-current borrowings + Non-current lease liabilities (including current maturities of non-current borrowings and non-current lease liabilities)} / Current assets less current liabilities (excluding current maturities of non- current borrowing and non-current lease liabilities)]	0.74	0.89	0.07	0.89
(i)	Total debts to total assets ratio (in %) [{Non-current borrowings (including current maturities) + Non-current lease liabilities + Current borrowings + Current lease liabilities} / Total assets]	6.28%	6.52%	2.56%	6.52%
(j)	Debt service coverage ratio [Profit before tax, finance costs, depreciation and amortisation expense / {Finance costs + Principal repayment for Non-current borrowings and Non- current lease liabilities (including current maturities of non-current borrowings and non-current lease liabilities)}]	48.56	41.13	87.82	58.08
(k)	Interest service coverage ratio [Profit before tax, finance costs, depreciation and amortisation expense / Finance costs]	72.72	64.07	222.05	111.16
(l)	Current ratio [Current assets / Current liabilities]	1.16	1.14	1.30	1.14
(m)	Bad debts to account receivable ratio (in %) [Bad debts / Average trade receivables]	0.00%	0.01%	0.00%	0.01%
(n)	Current liability ratio (in %) [Current liabilities / Total liabilities]	86.23%	84.59%	95.79%	84.59%
(o)	Debtors turnover # [Sale of products / Average trade receivables]	17.35	22.04	20.37	22.04
(p)	Inventory turnover # [Sale of products / Average inventory of finished goods and stock in trade]	13.92	14.55	15.34	14.55
(q)	Operating margin (in %) [{Profit before tax, finance cost, depreciation and amortisation expense and other income} / Revenue from operations]	19.62%	17.78%	22.06%	21.20%
(r)	Net profit margin (in %) [Profit after tax / Revenue from operations]	16.06%	15.75%	17.77%	17.52%

# Based on TTM (Trailing Twelve Months)



SIGNED FOR  
IDENTIFICATION  
PURPOSE

**Notes :**

- 1 The unaudited standalone financial results of the Company for the quarter ended 30 June 2022 have been reviewed by the Audit Committee and approved by the Board of Directors at its meeting held on 04 August 2022. The statutory auditors have expressed an unmodified opinion in the review report on these standalone financial results.
- 2 The Company has outstanding unsecured non-convertible debentures (NCDs) amounting to ₹ 250.00 crores which will mature on 21 October 2024. The NCDs are listed on National Stock Exchange of India Limited (NSE). The assets cover exceeds 100% of the principal amount of NCDs as at 30 June 2022.
- 3 During the quarter, the Company has allotted 38,71,376 equity shares of face value of ₹ 1 each to the eligible employees of the Company on account of exercise of vested stock options pursuant to the Dabur Employee Stock Option Scheme.
- 4 Figures for the quarters ended 31 March 2022 are the balancing figures between audited figures for the full financial year and the reviewed year to date figures upto the third quarter of the financial year.
- 5 The figures of the previous periods/year have been re-grouped/re-classified to render them comparable with the figures of the current period.

For and on behalf of Board of Directors

Mohit Burman  
Vice Chairman  
DIN : 00021963

Place: New Delhi  
Date: 04 August 2022



SIGNED FOR  
IDENTIFICATION  
PURPOSES